

# Student Travel Tally Report: Combining Schools in One Data Collection Season

**School Group:** Virginia Schools

**Date Range:** Fall 2018

**Date Report Generated:** 01/09/2019

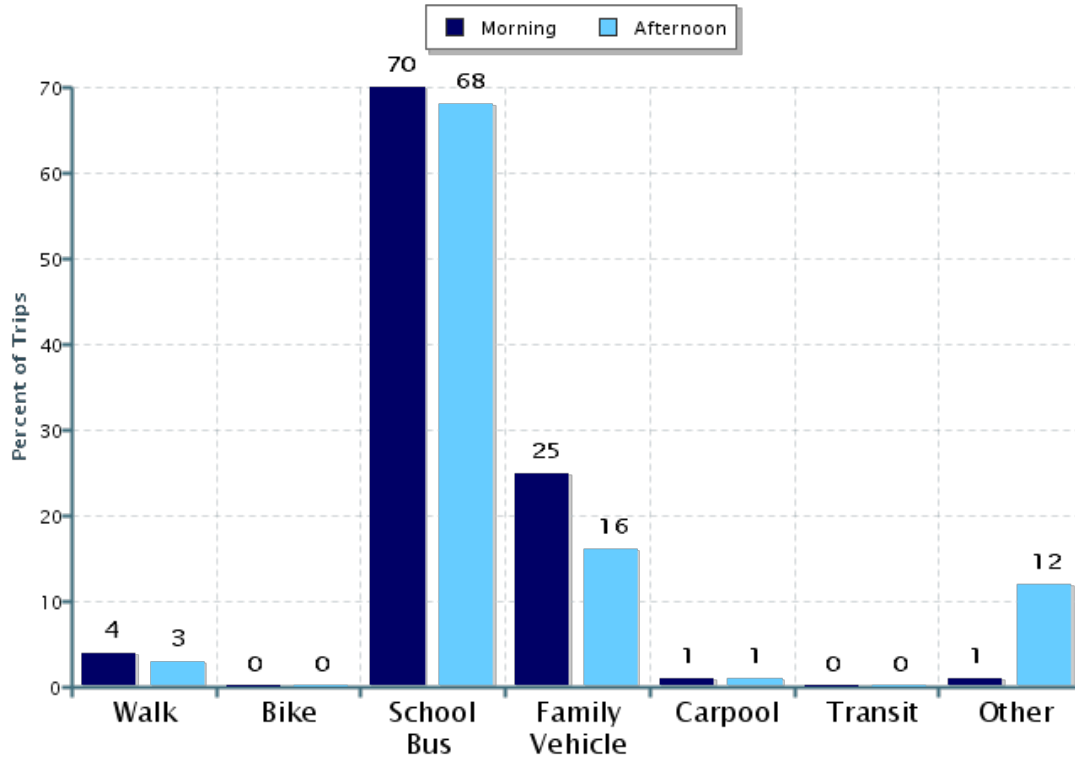
School Name:	Month & Year Collected & (Set ID)	School Enrollment:	% Range of School's Students Involved in SRTS:	Number of Classroom in School Targeted by School Group:	Number of Classrooms Included in Report:
Adams Elementary School	September 2018 (28039)		Don't Know		45
Arthur Ashe Jr Elementary School	October 2018 (28040)		Don't Know		39
Baker Elementary School	October 2018 (28041)		Don't Know		36
Brookland Middle School	September 2018 (28105)		Don't Know		59
Carver Elementary School	October 2018 (28043)		Don't Know		48
Chamberlayne Elementary School	October 2018 (28045)		Don't Know		42
Colonial Trail Elementary School	October 2018 (28046)		Don't Know		55
Crestview Elementary School	October 2018 (28048)		Don't Know		40
Davis Elementary School	October 2018 (28049)		Don't Know		2
Donahoe Elementary School	October 2018 (28050)		Don't Know		50
Dumbarton Elementary	October 2018 (28051)		Don't Know		61
Echo Lake Elementary School	October 2018 (28052)		Not Applicable		48
Elko Middle School	October 2018 (28106)		Don't Know		19
Fair Oaks Elementary School	October 2018 (28053)		Don't Know		42
Fairfield Middle School	October 2018 (28107)		Don't Know		28
Gayton Elementary School	October 2018 (28054)		Don't Know		60
Glen Allen Elementary	October 2018 (28055)		Don't Know		57
Glen Lea Elementary School	October 2018 (28056)		Not Applicable		46
Greenwood Elementary School	October 2018 (28057)		Don't Know		6
Harvie Elementary School	October 2018 (28058)		Don't Know		45
Highland Springs Elementary	October 2018 (28059)		Don't Know		58

Holladay Elementary School	October 2018 (28060)		Don't Know		56
Holman Middle School	October 2018 (28108)		Don't Know		42
Hungary Creek Middle School	September 2018 (28109)		Don't Know		52
Johnson Elementary School	October 2018 (28061)		Don't Know		22
Kaechele Elementary School	October 2018 (28062)		Don't Know		42
Laburnum Elementary School	October 2018 (28063)		Don't Know		58
Lakeside Elementary	October 2018 (28064)		Don't Know		27
Longan Elementary School	October 2018 (28065)		Don't Know		18
Longdale Elementary School	October 2018 (28066)		Don't Know		57
Maybeury Elementary School	September 2018 (28067)		Don't Know		30
Mehfoud Elementary School	September 2018 (28068)		Don't Know		23
Montrose Elementary School	September 2018 (28069)		Don't Know		6
Moody Middle School	September 2018 (28110)		Don't Know		50
Nuckols Farm Elementary School	October 2018 (28070)		Don't Know		56
Pemberton Elementary School	October 2018 (28071)		Don't Know		29
Pinchbeck Elementary School	September 2018 (28072)		Don't Know		30
Pocahontas Middle School	September 2018 (28111)		Don't Know		54
Quiocassin Middle School	October 2018 (28112)		Don't Know		44
Ratcliffe Elementary School	October 2018 (28073)		Don't Know		27
Ridge Elementary School	September 2018 (28074)		Don't Know		57
Rivers Edge Elementary	September 2018 (28075)		Don't Know		75
Rolfe Middle School	October 2018 (28113)		Don't Know		25
Sandston Elementary School	September 2018 (28076)		Don't Know		24
Seven Pines Elementary School	September 2018 (28077)		Don't Know		42
Shady Grove Elementary School	September 2018 (28078)		Don't Know		47

Short Pump Elementary School	September 2018 (28079)		Don't Know		41
Short Pump Middle School	September 2018 (28114)		Don't Know		41
Skipwith Elementary School	October 2018 (28080)		Don't Know		41
Springfield Park Elementary School	September 2018 (28081)		Don't Know		60
Three Chopt Elementary School	October 2018 (28082)		Don't Know		14
Trevett Elementary School	October 2018 (28083)		Don't Know		39
Tuckahoe Elementary School	October 2018 (28084)		Don't Know		54
Tuckahoe Middle School	October 2018 (28115)		Don't Know		64
Twin Hickory Elementary School	October 2018 (28085)		Don't Know		53
Varina Elementary School	September 2018 (28086)		Don't Know		33
Virginia Randolph Education Center (VREC)	October 2018 (28116)		Don't Know		4
Ward Elementary School	October 2018 (28038)		Don't Know		48
Wilder Middle School	September 2018 (28117)		Don't Know		60
			<b>Total:</b>	0	2431

This report contains information from schools' classrooms about students' trip to and from school. The data used in this report were collected using the in-class Student Travel Tally questionnaire from the National Center for Safe Routes to School.

## Morning and Afternoon Travel Mode Comparison



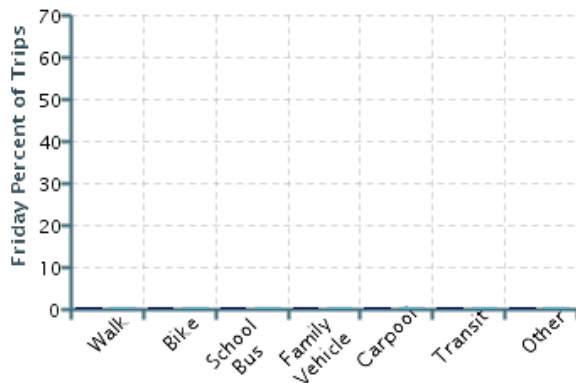
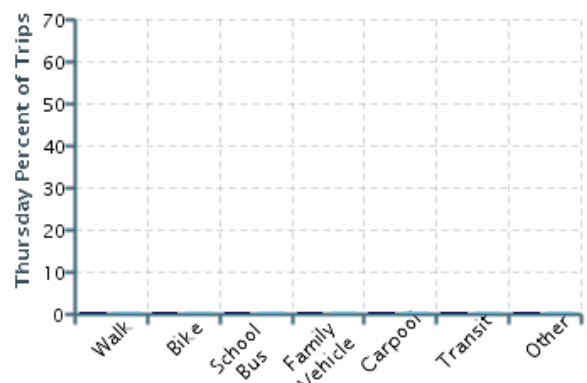
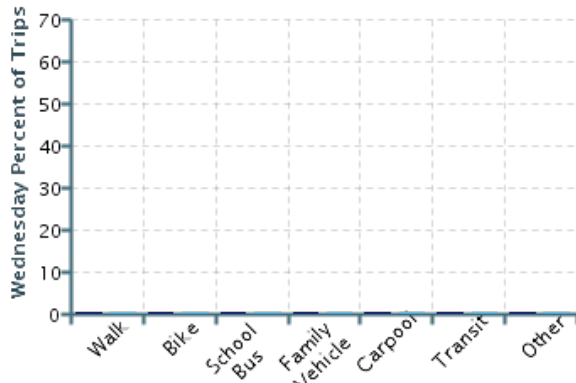
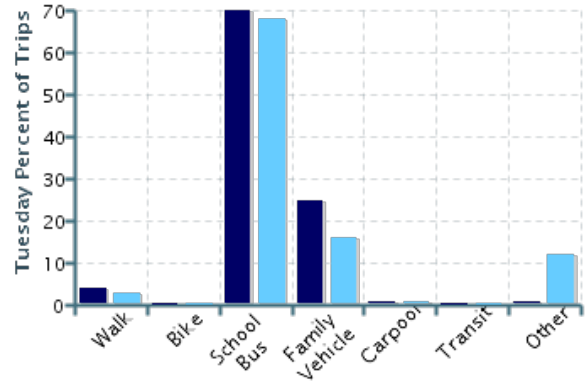
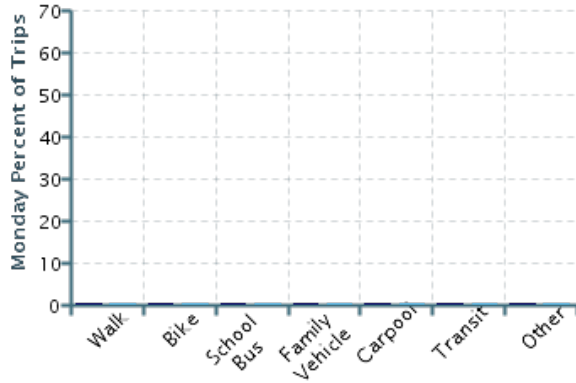
## Morning and Afternoon Travel Mode Comparison

	Number of Trips	Walk	Bike	School Bus	Family Vehicle	Carpool	Transit	Other
Morning	52001	4%	0.3%	70%	25%	0.8%	0.1%	1%
Afternoon	52131	3%	0.4%	68%	16%	0.7%	0.2%	12%

Percentages may not total 100% due to rounding.

# Morning and Afternoon Travel Mode Comparison by Day

■ Morning
 ■ Afternoon

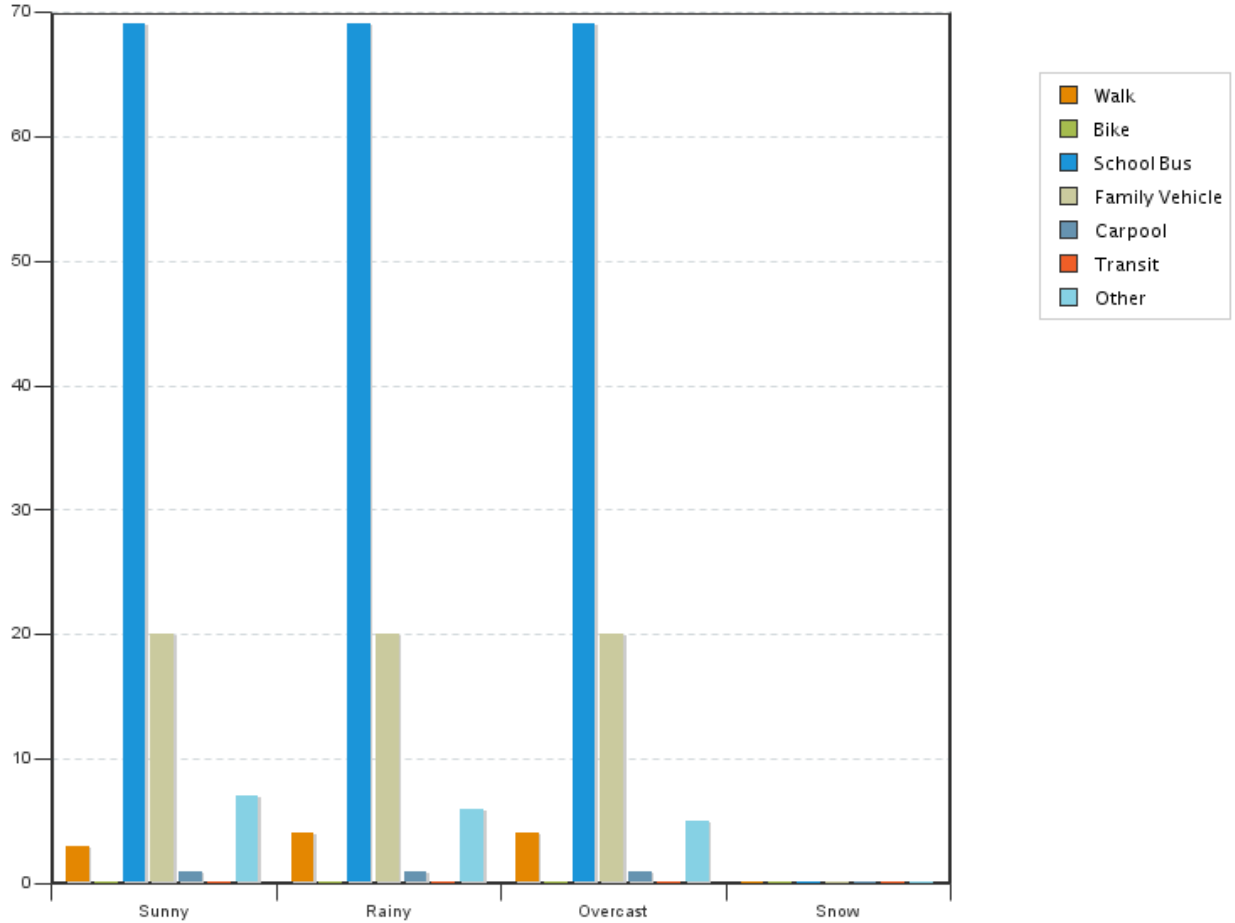


## Morning and Afternoon Travel Mode Comparison by Day

	Number of Trips	Walk	Bike	School Bus	Family Vehicle	Carpool	Transit	Other
Monday AM		0%	0%	0%	0%	0%	0%	0%
Monday PM		0%	0%	0%	0%	0%	0%	0%
Tuesday AM	52001	4%	0.3%	70%	25%	0.8%	0.1%	1%
Tuesday PM	52131	3%	0.4%	68%	16%	0.7%	0.2%	12%
Wednesday AM		0%	0%	0%	0%	0%	0%	0%
Wednesday PM		0%	0%	0%	0%	0%	0%	0%
Thursday AM		0%	0%	0%	0%	0%	0%	0%
Thursday PM		0%	0%	0%	0%	0%	0%	0%
Friday AM		0%	0%	0%	0%	0%	0%	0%
Friday PM		0%	0%	0%	0%	0%	0%	0%

Percentages may not total 100% due to rounding.

## Travel Mode by Weather Conditions



## Travel Mode by Weather Condition

Weather Condition	Number of Trips	Walk	Bike	School Bus	Family Vehicle	Carpool	Transit	Other
Sunny	70301	3%	0.4%	69%	20%	0.6%	0.1%	7%
Rainy	7877	4%	0.2%	69%	20%	1%	0%	6%
Overcast	25554	4%	0.3%	69%	20%	0.9%	0.3%	5%
Snow	0	0%	0%	0%	0%	0%	0%	0%

Percentages may not total 100% due to rounding.