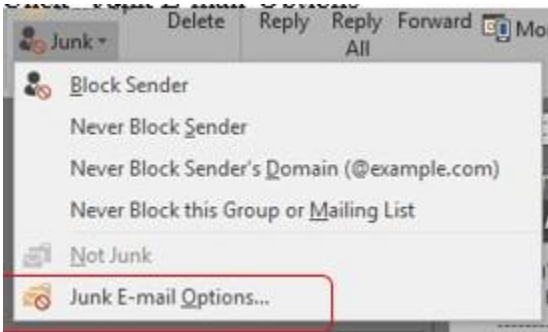


Gmail – How to stop mail from going to Junk/Spam Outlook Version

- Open Outlook
- On the 'Home' tab – click 'Junk'



- Click 'Junk E-mail Options'



- Choose the 'No Automatic Filtering'

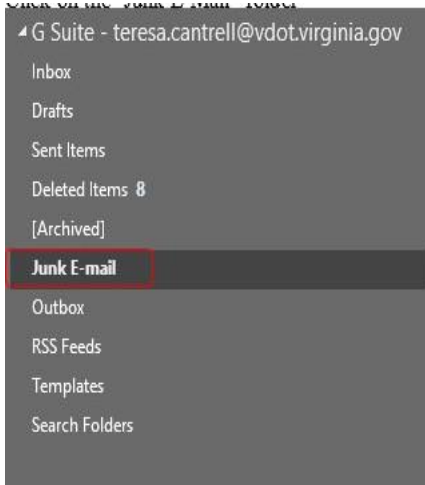


- Click Ok
- All e-mail messages will be received regularly

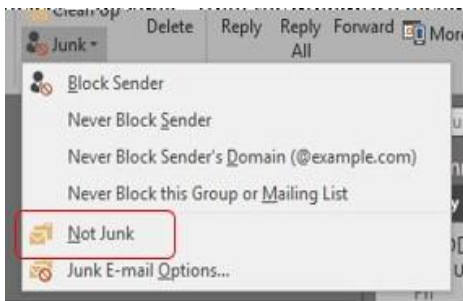
Gmail – How to stop mail from going to Junk/Spam Outlook Version

Another way to stop e-mails from going to spam/junk is below.

- Open Outlook
- Click on the 'Junk E-Mail folder



- Click on the 'Home' tab
- Click 'Junk'
- Select 'Not Junk' from the dropdown menu



- After clicking 'Not Junk' a Mark as Not Junk dialog will need to check 'Always trust email from abc@123.com'



- Click Ok