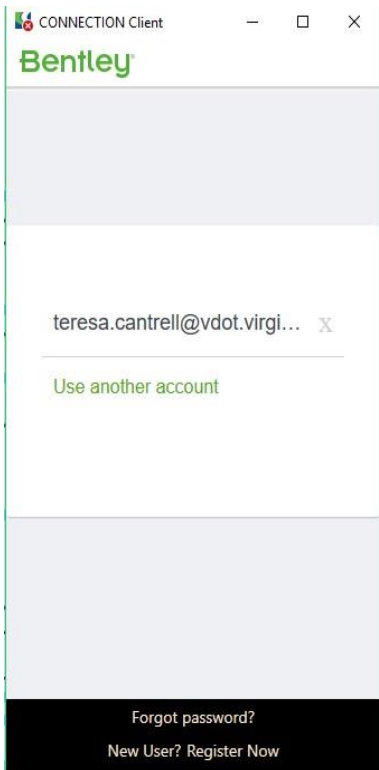


# Bentley – Logging Into the Connection Client

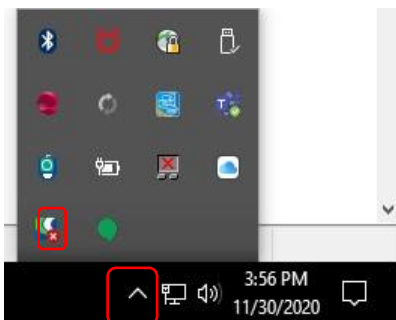
In order for Bentley products to get a license you must login to your Bentley connection client. Without a license the software may not work properly.

To login to the Bentley Connection Client you will use your full email address – once you enter in your email address press enter. You should not have to put your password in.



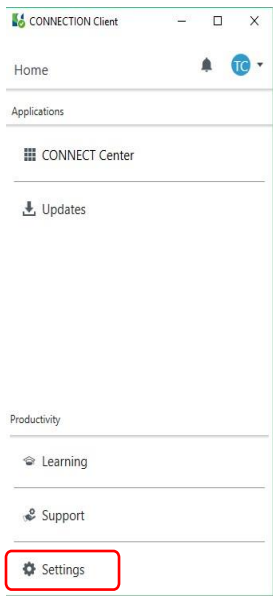
Now that you have successfully logged into the Connection Client you will want to set it to minimize after sign in. This will prevent the Connection Client from popping up each time that you logon to the computer.

- In the bottom right hand of your task bar click the up arrow and choose the Connection Client icon



# Bentley – Logging Into the Connection Client

- Click on Settings



- In the Connection Client Preferences you will need to make sure that the below are checked
  - Automatically sign me in
  - Minimize CONNECTION Client after sign in
  - Click Close

