



# Fiscal Year 2007 - 2008

---

VDOT Annual Budget  
June 2007

For Further Information Contact:

Virginia Department of Transportation

Financial Planning Division

1221 E. Broad Street, 4th Floor

Richmond, VA 23219

Telephone: (804) 786-6065

Internet Address: <http://www.virginiadot.org/projects/reports-budget.asp>

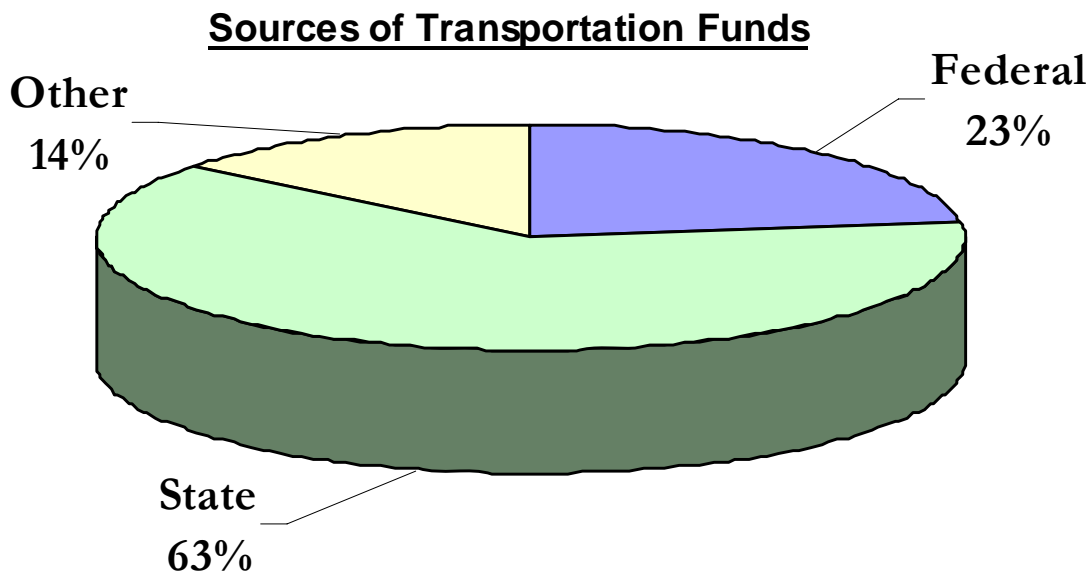
# Table of Contents

Overview .....	5
Revenues .....	7
Highway Maintenance and Operating Fund Revenues .....	8
Transportation Trust Fund Revenues .....	9
Other Fund Revenues .....	10
VDOT Allocations .....	11
Environmental Monitoring and Evaluation .....	14
Ground Transportations Planning and Research .....	15
Highway System Acquisition and Construction .....	16
• Dedicated and Statewide Construction .....	17
• Interstate Construction .....	18
• Primary Construction .....	19
• Secondary Construction .....	20
• Urban Construction .....	21
• Highway Construction Program Management .....	21
Highway System Maintenance .....	22
Commonwealth Toll Facilities .....	23
Financial Assistance to Localities .....	24
Non-Toll Supported Transportation Debt Service .....	25
Administrative and Support Services .....	26
VDOT Capital Outlay .....	27
Support to Other State Agencies .....	28
Appendix 1 - Detailed Toll Revenues and Allocations .....	29



The Fiscal Year 2008 budget for the Virginia Department of Transportation (VDOT) identifies the estimated revenues and the distribution of the revenues to the related transportation programs. It reflects the increased revenues provided by Governor Kaine and the 2007 General Assembly. The VDOT Budget for FY 2008 totals \$4,014,203,140, a 5.9% increase over FY 2007.

VDOT's revenues are provided by dedicated state and federal revenue sources. The major state revenues are estimated by the Department of Taxation and are included in the state's official revenue estimate. VDOT continues to estimate federal revenues based upon information received from Federal Highway Administration (FHWA).

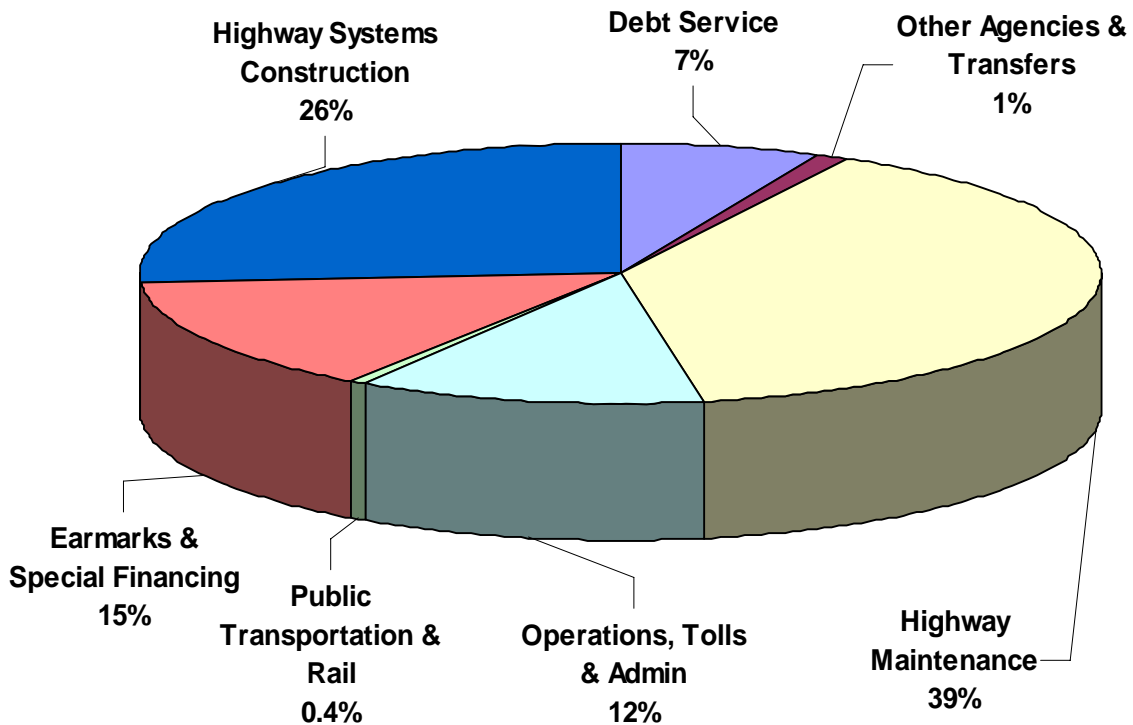


VDOT's FY 2008 Budget is supported by \$2.5 billion of state revenues. This includes \$325 million of one-time funding from the General Fund for specific purposes as enumerated in Chapter 847 of the 2007 Virginia Acts of Assembly, the 2007 Appropriation Act. Federal revenues of \$910 million account for 23% of the funding for this fiscal year.

# Overview

VDOT's revenues provide funding for debt service, maintenance, administration and construction. The following is a summary of the programs by spending category:

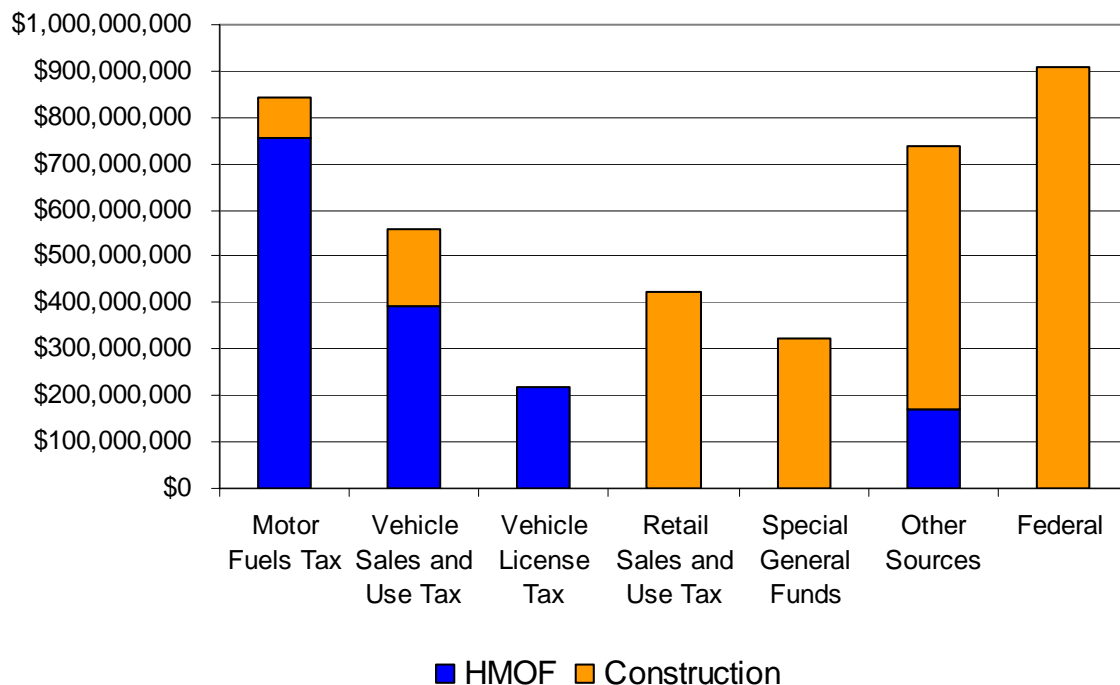
Debt Service	\$263,431,409
Other Agencies & Transfers	50,919,745
Highway Maintenance	1,583,253,995
Operations, Tolls & Admin	470,634,809
Public Transportation & Rail	15,259,133
Earmarks & Special Financing	583,045,421
Highway Systems Construction	1,047,658,628
<b>Total</b>	<b>\$4,014,203,140</b>



# Revenues

VDOT's revenues are specifically designated for transportation. Four primary state tax transportation revenue sources are collected in Virginia: Motor Fuels Tax, Motor Vehicle Sales and Use Tax, Motor Vehicle License Fee, and State Sales and Use Tax. The following table summarizes VDOT's FY 2008 revenues.

Source	HMOF	Construction	TOTAL
Motor Fuels Tax	\$757,600,000	\$85,074,700	\$842,674,700
Vehicle Sales and Use Tax	393,900,000	166,922,700	560,822,700
Vehicle License Tax	216,400,000	0	216,400,000
Retail Sales and Use Tax	0	421,832,000	421,832,000
Special General Funds	0	325,000,000	325,000,000
Other Sources	169,521,528	568,175,659	737,697,187
Federal	0	909,776,553	909,776,553
Transfer to HMOF	260,570,133	(260,570,133)	0
<b>TOTAL</b>	<b>\$1,797,991,661</b>	<b>\$2,216,211,479</b>	<b>\$4,014,203,140</b>

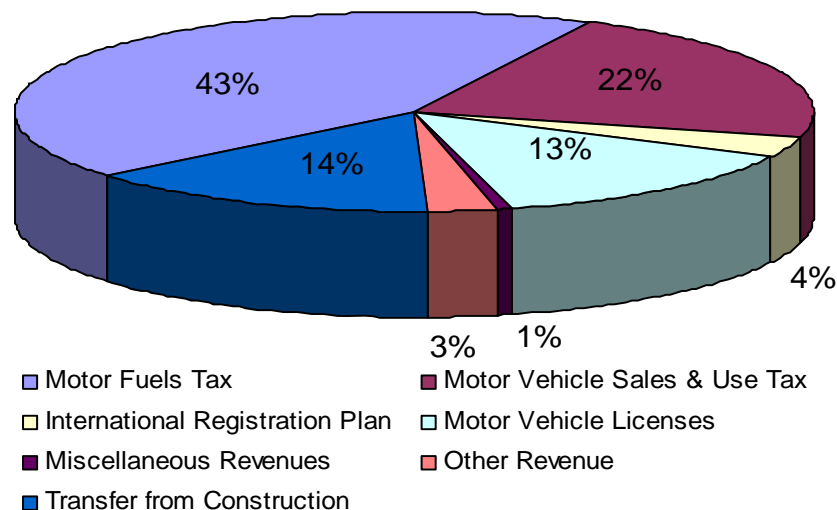


# Highway Maintenance & Operating Fund

The Highway Maintenance and Operating Fund (HMOF) is one of VDOT's major funds. It is funded by dedicated state revenues as listed below. The HMOF provides for the agency's maintenance, operations and administrative needs.

HMOF Revenue Sources	FY 2007	FY 2008	Difference
Motor Fuels Tax	\$746,400,000	\$777,400,000	\$31,000,000
Motor Vehicle Sales & Use Tax	404,100,000	393,900,000	(10,200,000)
International Registration Plan	60,800,000	64,500,000	3,700,000
Motor Vehicle Licenses	149,200,000	241,300,000	92,100,000
Miscellaneous Revenues	23,300,000	13,000,000	(10,300,000)
Other Revenue	7,311,172	47,321,528	40,010,356
Transfer from Construction	286,302,594	260,570,133	(25,732,461)
<b>Total</b>	<b>\$1,677,413,766</b>	<b>\$1,797,991,661</b>	<b>\$120,577,895</b>

## HMOF Revenue Sources FY 2008



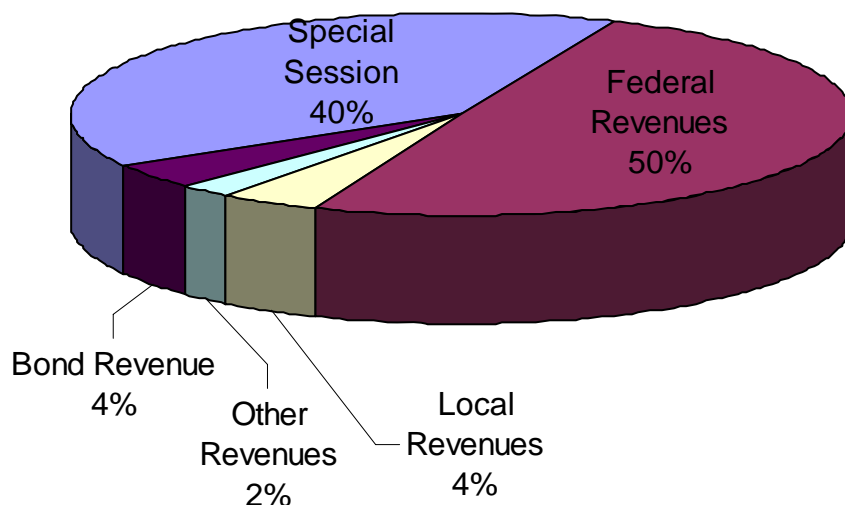


# Transportation Trust Fund - Construction

The Transportation Trust Fund was created by the 1986 Special Session. VDOT manages the 78.7% of the TTF funds dedicated by the Code of Virginia for highway construction. Special Session funds include motor vehicle fuels tax, motor vehicle sales tax, and state retail sales and use tax. The following table identifies the construction fund revenues by type.

Construction Revenue Sources	FY 2007	FY 2008	Difference
Special Session	\$714,897,942	\$727,886,440	\$12,988,498
Federal Revenues	1,159,264,371	909,776,553	(249,487,818)
Local Revenues	69,302,507	78,428,250	9,125,743
Other Revenues	77,385,848	39,056,405	(38,329,443)
Bond Revenue	0	75,700,000	75,700,000
<b>Total</b>	<b>\$2,020,850,668</b>	<b>\$1,830,847,648</b>	<b>(\$190,003,020)</b>

## Construction Revenues by Source FY 2008

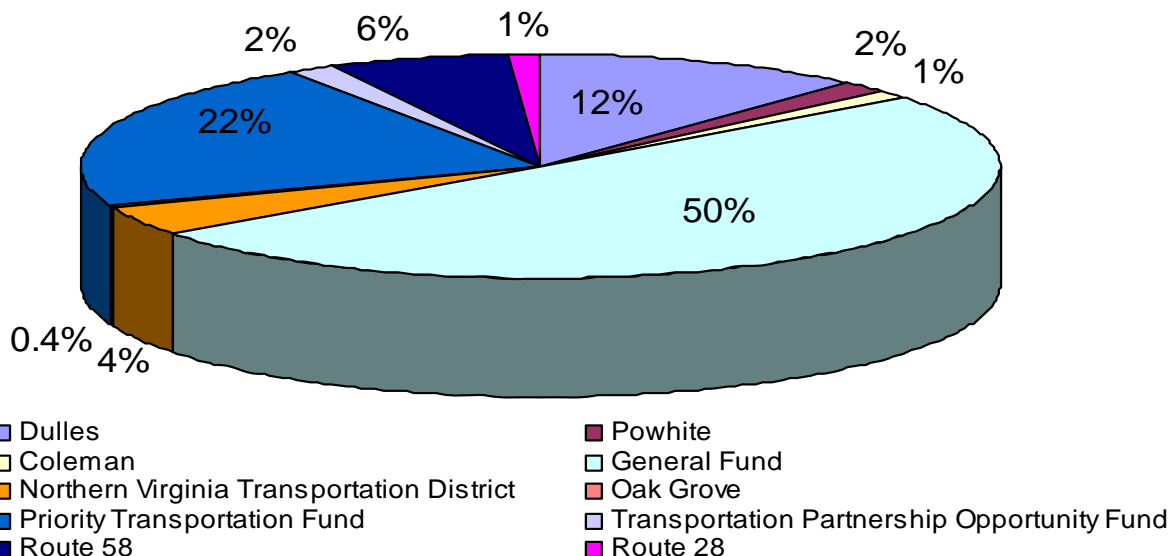


# Other Fund Revenues

In addition to the two major state funds, VDOT manages a number of special funds. Each special fund receives dedicated revenues to be used to support the mission of the program.

Other Fund Revenue	FY 2007	FY 2008	Difference
Dulles	\$72,261,904	\$75,364,975	\$3,103,071
Powhite	10,100,000	10,629,500	529,500
Coleman	6,555,443	7,078,234	522,791
General Fund	0	325,000,000	325,000,000
Northern Virginia Transportation District	23,464,835	26,271,713	2,806,878
Oak Grove	2,242,144	2,500,000	257,856
Priority Transportation Fund	208,047,605	139,005,000	(69,042,605)
Transportation Partnership Opportunity Fund	0	11,357,000	11,357,000
Route 58	40,000,000	41,202,659	1,202,659
Route 28	7,529,845	7,524,883	(4,962)
Other	8,408,349	0	(8,408,349)
<b>Total</b>	<b>\$378,610,124</b>	<b>\$645,933,964</b>	<b>\$267,323,840</b>

## Other Fund Revenue FY 2008



# VDOT Program Descriptions & Allocations



# Summary of Allocations by Program

The following table summarizes VDOT's budget by the major programs. Details of each program follow:

	<b>ALLOCATION 2006-07</b>	<b>RECOMMENDED 2007-08</b>	<b>INCREASE (DECREASE)</b>
Environmental Monitoring and Evaluation (514)	\$16,900,812	\$14,146,740	(\$2,754,072)
Ground Transportation Planning & Research (602)	54,718,480	50,886,484	(3,831,996)
Highway System Acquisition and Construction (603)	1,498,284,592	1,658,034,187	159,749,595
Highway System Maintenance (604)	1,185,715,470	1,257,562,302	71,846,832
Commonwealth Toll Facilities (606)	134,812,937	115,035,267	(19,777,670)
Financial Assistance to Localities (607)	328,578,364	339,117,939	10,539,575
Non-Toll Supported Transportation Debt Service (612)	242,073,631	243,487,240	1,413,609
Administrative and Support Services (699)	250,545,478	259,584,291	9,038,813
VDOT Capital Outlay (998)	9,000,000	10,169,812	1,169,812
Support to Other State Agencies	49,492,625	50,919,745	1,427,120
Support to DRPT Programs	20,449,428	15,259,133	(5,190,295)
<b>TOTAL</b>	<b>\$3,790,571,818</b>	<b>\$4,014,203,140</b>	<b>\$223,631,322</b>

# Environmental Monitoring and Evaluation (514)

The Environmental Program consists of the following service areas:

Environmental Monitoring and Compliance for Highway Projects (51408) - To provide efforts to evaluate, monitor and maintain the quality of the state's natural resources as part of a balanced consideration of environmental and transportation needs. VDOT's wetland mitigation program is funded in this service area.

Environmental Monitoring Program Management and Direction (51409) - To provide activities related to the management and direction of the program. Adequate and effective management and direction is critical to the success of the program.

<b>ENVIRONMENTAL MONITORING &amp; EVALUATION (5140000)</b>	<b>ALLOCATION 2006-07</b>	<b>RECOMMENDED 2007-08</b>	<b>INCREASE (DECREASE)</b>
Environmental Monitoring & Compliance for Highway Projects (51408)	\$13,855,392	\$11,093,988	(\$2,761,404)
Environmental Monitoring Program Management (51409)	3,045,420	3,052,752	7,332
<b>TOTAL ENVIRONMENTAL MONITORING &amp; EVALUATION</b>	<b>\$16,900,812</b>	<b>\$14,146,740</b>	<b>(\$2,754,072)</b>
HMOF	16,900,812	14,146,740	(2,754,072)

# Ground Transportation Planning & Research (602)

## Ground Transportation Planning and Research is comprised of:

Ground Transportation System Planning (60201) - To provide efforts to lead and plan a comprehensive system of ground transportation, including the planning of particular ground transportation projects through surveying, mapping and studies. These studies are the basis for decisions on proposed highway plans, programs and projects, as well as other travel modes and routes throughout Virginia. This includes Land Development activities related to the implementation of Chapter 527.

Ground Transportation System Research (60202) - To provide efforts devoted to the planning and delivery of a comprehensive ground transportation research, development, consulting and technology transfer program covering the areas of transportation system operations, maintenance, structural design and construction, materials and specifications, safety, environmental stewardship, finance and policy.

Ground Transportation Program Management and Direction (60204) - To provide activities related to the management and direction of the program. Adequate and effective management and direction is critical to the success of the program.

	<b>ALLOCATION</b>	<b>RECOMMENDED</b>	<b>INCREASE</b>
<b>PLANNING &amp; RESEARCH (602000)</b>	<b>2006-07</b>	<b>2007-08</b>	<b>(DECREASE)</b>
Ground Transportation System Planning (60201)	\$48,583,819	\$44,535,045	(\$4,048,774)
Ground Transportation System Research (60202)	1,933,987	2,133,221	199,234
Ground Transportation Program Management & Direction (60204)	4,200,674	4,218,218	17,544
<b>TOTAL PLANNING &amp; RESEARCH</b>	<b>\$54,718,480</b>	<b>\$50,886,484</b>	<b>(\$3,831,996)</b>
HMOF	4,677,256	5,263,585	586,329
CONSTRUCTION	27,554,800	28,260,546	705,746
FEDERAL	22,486,424	17,362,353	(5,124,071)

# Highway System Acquisition and Construction (603)

VDOT manages the Commonwealth's highway construction program as outlined in the agency's Six-Year Improvement Program that is approved annually by the CTB. The construction program is divided into several service areas.

<b>CONSTRUCTION (603)</b>	<b>ALLOCATION 2006-07</b>	<b>RECOMMENDED 2007-08</b>	<b>INCREASE (DECREASE)</b>
Dedicated and Statewide Construction (60302)	\$324,704,303	\$569,619,175	\$244,914,872
Interstate Construction (60303)	403,192,171	340,443,155	(62,749,016)
Primary Construction (60304)	326,826,543	294,417,485	(32,409,058)
Secondary Construction (60306)	185,447,506	200,389,344	14,941,838
Urban Construction (60307)	216,328,688	212,408,644	(3,920,044)
Construction Management (60315)	41,785,382	40,756,384	(1,028,998)
<b>TOTAL CONSTRUCTION</b>	<b>\$1,498,284,592</b>	<b>\$1,658,034,187</b>	<b>\$159,749,595</b>
HMOF	41,785,382	40,756,384	(1,028,998)
CONSTRUCTION	495,225,781	543,657,806	48,432,025
FEDERAL	955,835,186	736,245,982	(219,589,204)
GENERAL FUNDS	0	20,000,000	20,000,000
NVTD	4,902,436	290,207	(4,612,229)
OAK GROVE	0	272,687	272,687
ROUTE 58	535,808	454,121	(81,687)
TPOF	0	316,357,000	316,357,000

The FY 2008 program reflects the increases provided by HB 3202, The changes from 2007 to 2008 also reflect nearly \$150 million of one-time SAFETEA-LU earmarks in FY 2007. The following pages detail each construction service area.



# Highway System Acquisition and Construction (603)

## Dedicated and Statewide Construction (60302)

The purpose of the Dedicated and Statewide Construction service area is to design and prepare plans, acquire needed land and construct roads and bridges or support transit or operational activities across the state that are not dedicated to a specific highway system. This includes statewide programs such as the Revenue Sharing and the Safety programs. Funding for the federal Congestion Mitigation and Air Quality Improvement (CMAQ) and Regional Surface Transportation programs which have yet to be distributed by the respective Metropolitan Planning Organizations are included in this service area and will be transferred when identified. It also includes non-toll-related bond-funded construction.

<b>DEDICATED &amp; STATEWIDE CONSTRUCTION (60302)</b>	<b>ALLOCATION 2006-07</b>	<b>RECOMMENDED 2007-08</b>	<b>INCREASE (DECREASE)</b>
Revenue Sharing	\$30,000,000	\$100,800,000	\$70,800,000
SAFETEA-LU Earmarks	36,723,678	8,467,475	(28,256,203)
TPOF	0	316,357,000	316,357,000
Safety	51,000,677	35,817,260	(15,183,417)
Safety Match	5,666,742	3,979,696	(1,687,046)
Enhancement	17,498,758	17,527,628	28,870
Participating Project Costs	13,010,841	12,768,879	(241,962)
PTF for Projects	74,272,553	0	(74,272,553)
Statewide Operational Improvements	0	12,210,989	12,210,989
Other	96,531,053	61,690,248	(34,840,805)
<b>TOTAL DEDICATED &amp; STATEWIDE CONSTRUCTION</b>	<b>\$324,704,303</b>	<b>\$569,619,175</b>	<b>\$244,914,872</b>
CONSTRUCTION	168,406,849	119,311,694	(49,095,155)
FEDERAL	150,859,210	112,933,466	(37,925,744)
GENERAL FUNDS	0	20,000,000	20,000,000
NVTD	4,902,436	290,207	(4,612,229)
OAK GROVE	0	272,687	272,687
ROUTE 58	535,808	454,121	(81,687)
TPOF	0	316,357,000	316,357,000

Included in the Other item are amounts for CMAQ, Rail Highway Crossings, High Risk Rural Roads, Safe Routes to Schools, STP Regional, and Open Container.

# Highway System Acquisition and Construction (603)

## Interstate Construction (60303)

The purpose of the interstate construction service area is to design and prepare plans, acquire needed land and construct roads and bridges on the interstate highway system. The interstate program is federally funded, with state funds provided to match the federal funds.

<b>INTERSTATE CONSTRUCTION (60303)</b>	<b>ALLOCATION 2006-07</b>	<b>RECOMMENDED 2007-08</b>	<b>INCREASE (DECREASE)</b>
Interstate Maintenance	\$64,860,106	\$61,815,086	(\$3,045,020)
National Highway System	136,300,774	146,453,427	10,152,653
State Match	43,001,872	46,231,702	3,229,830
SAFETEA-LU Earmarks	141,344,309	61,987,246	(79,357,063)
SAFETEA-LU Earmarks Match	15,501,540	15,899,839	398,299
Other	2,183,569	8,055,855	5,872,286
<b>TOTAL INTERSTATE CONSTRUCTION</b>	<b>\$403,192,171</b>	<b>\$340,443,155</b>	<b>(\$62,749,016)</b>
CONSTRUCTION	59,590,781	63,883,658	4,292,877
FEDERAL	343,601,390	276,559,497	(67,041,893)

# Highway System Acquisition and Construction (603)

## Primary Construction (60304)

The primary construction system is made up of roads that connect cities and towns with each other and with interstates. Primary roads serve the state in the same manner as the Interstate system serves the nation. After maintenance and administrative and general expenses have been allocated, the primary system is allocated 40% of the remaining funds.

Allocations are divided among the districts based upon 3 factors:

70% - Ratio of district primary system **vehicle miles** to statewide primary system vehicle miles.

25% - Ratio of district primary system **lane miles** to statewide primary system lane miles.

5% - Primary road needs factor.

<b>PRIMARY CONSTRUCTION (60304)</b>	<b>ALLOCATION</b>	<b>RECOMMENDED</b>	<b>INCREASE</b>
	<b>2006-07</b>	<b>2007-08</b>	<b>(DECREASE)</b>
Formula Federal	\$47,282,872	\$47,500,264	\$217,392
Formula State	68,357,224	100,857,218	32,499,994
CMAQ	5,568,800	6,466,282	897,482
STP Regional	15,106,910	12,782,600	(2,324,310)
SAFETEA-LU Earmarks	45,648,492	19,973,211	(25,675,281)
Appalachian Development	68,855,517	40,252,649	(28,602,868)
Equity Bonus	55,514,994	32,699,806	(22,815,188)
Bridge	12,164,455	20,613,719	8,449,264
Other	8,327,279	13,271,736	4,944,457
<b>TOTAL PRIMARY CONSTRUCTION</b>	<b>\$326,826,543</b>	<b>\$294,417,485</b>	<b>(\$32,409,058)</b>
CONSTRUCTION	78,555,307	135,989,060	57,433,753
FEDERAL	248,271,236	158,428,425	(89,842,811)

Included in the Other item are amounts for Appalachian Development, Federal Bridge Replacement Funds, Equity Bonus, STP Regional, CMAQ, and Non-Interstate NHS funds.

# Highway System Acquisition and Construction (603)

## Secondary Construction (60306)

The purpose of the secondary construction service area is to design and prepare plans, acquire needed land and construct roads and bridges on the secondary highway system. After maintenance and administrative and general expenses have been allocated, the secondary system is allocated 30% of the remaining funds.

Allocations are divided among counties based upon two factors:

80% - Ratio of county population to total population of all counties

20% - Ratio of county land area to the total of all county land area

<b>SECONDARY CONSTRUCTION (60306)</b>	<b>ALLOCATION 2006-07</b>	<b>RECOMMENDED 2007-08</b>	<b>INCREASE (DECREASE)</b>
State Formula:			
Federal	\$31,929,408	\$34,723,727	\$2,794,319
State	45,545,521	76,319,016	30,773,495
Federal Formula:			
Federal	36,040,572	35,294,190	(746,382)
State	9,010,143	8,823,548	(186,595)
Unpaved	18,444,481	17,048,340	(1,396,141)
CMAQ	5,520,220	469,731	(5,050,489)
SAFETEA-LU Earmarks	927,628	369,691	(557,937)
STP Regional	22,030,832	19,626,868	(2,403,964)
Other	15,998,700	7,714,233	(8,284,467)
<b>TOTAL SECONDARY CONSTRUCTION</b>	<b>\$185,447,506</b>	<b>\$200,389,344</b>	<b>\$14,941,838</b>
CONSTRUCTION	89,385,491	112,726,996	23,341,505
FEDERAL	96,062,015	87,662,348	(8,399,667)

# Highway System Acquisition and Construction (603)

## Urban Construction (60307)

The purpose of the urban construction service area is to design and prepare plans, acquire needed land and construct roads and bridges on the urban highway system. After maintenance and administrative and general expenses have been allocated, the urban system is allocated 30% of the remaining funds. Allocations are made to cities and towns based upon the ratio of city/town population to the total populations of all cities and towns.

<b>URBAN CONSTRUCTION (60307)</b>	<b>ALLOCATION 2006-07</b>	<b>RECOMMENDED 2007-08</b>	<b>INCREASE (DECREASE)</b>
State Formula:			
Federal	\$25,770,664	\$33,521,766	\$7,751,102
State	57,034,376	76,386,867	19,352,491
Federal Formula:			
Federal	11,596,001	12,436,473	840,472
State	2,609,100	3,109,127	500,027
CMAQ	13,553,697	18,619,706	5,066,009
SAFETEA-LU Earmarks	30,598,558	13,039,162	(17,559,396)
STP Regional	20,594,800	24,604,650	4,009,850
Other	54,571,491	30,690,893	(23,880,598)
<b>TOTAL URBAN CONSTRUCTION</b>	<b>\$216,328,688</b>	<b>\$212,408,644</b>	<b>(\$3,920,044)</b>
CONSTRUCTION	99,287,352	111,746,398	12,459,046
FEDERAL	117,041,336	100,662,246	(16,379,090)

## Highway Construction Program Management (60315)

The purpose of the construction management program is to provide activities related to the management and direction of the program. Adequate and effective management and direction is critical to the success of the program.

<b>CONSTRUCTION MANAGEMENT (60315)</b>	<b>ALLOCATION 2006-07</b>	<b>RECOMMENDED 2007-08</b>	<b>INCREASE (DECREASE)</b>
<b>TOTAL CONSTRUCTION MANAGEMENT</b>	<b>\$41,785,382</b>	<b>\$40,756,384</b>	<b>(\$1,028,998)</b>
HMOF	\$41,785,382	\$40,756,384	(1,028,998)

# Highway System Maintenance (604)

The maintenance program consists of:

**Interstate Maintenance (60401)** - To preserve the public's investment through the delivery of an effective and efficient statewide maintenance program to protect and enhance the transportation infrastructure and the safety of the traveling public.

**Primary Maintenance (60402)** - To preserve the public's investment through the delivery of an effective and efficient statewide maintenance program to protect and enhance the transportation infrastructure and the safety of the traveling public.

**Secondary Maintenance (60403)** - To preserve the public's investment through the delivery of an effective and efficient statewide maintenance program to protect and enhance the transportation infrastructure and the safety of the traveling public.

**Transportation Operations Services (60404)** - To improve mobility, safety, travel time reliability and security on the transportation system through the deployment of a variety of operational strategies including regional smart traffic centers, emergency services, traveler services, congestion management and traffic signalization optimization.

**Highway Maintenance Program Management and Direction (60405)** - To provide activities related to the management and direction of the program. Adequate and effective management and direction is critical to the success of the program.

<b>HIGHWAY SYSTEM MAINTENANCE (60400)</b>	<b>ALLOCATION 2006-07</b>	<b>RECOMMENDED 2007-08</b>	<b>INCREASE (DECREASE)</b>
Interstate Maintenance (60401)	\$169,460,433	\$269,329,892	\$99,869,459
Primary Maintenance (60402)	281,763,191	461,389,611	179,626,420
Secondary Maintenance (60403)	483,160,956	303,912,220	(179,248,736)
Transportation Operations Services (60404)	147,096,109	115,460,721	(31,635,388)
Highway Maintenance Program Management & Direction (60405)	104,234,780	107,469,858	3,235,078
<b>TOTAL HIGHWAY SYSTEM MAINTENANCE</b>	<b>\$1,185,715,470</b>	<b>\$1,257,562,302</b>	<b>\$71,846,832</b>
HMOF	1,007,490,176	1,114,524,108	107,033,932
FEDERAL	178,225,293	143,038,194	(35,187,099)

# Commonwealth Toll Facilities (606)

## Toll Facilities consists of:

**Toll Facility Acquisition and Construction (60601)** - To provide efforts to acquire, construct, and renovate ground transportation toll facilities. To construct needed highway facilities earlier than would be possible with traditional funding sources and without general tax increases, toll facilities have, when practical, been funded through the issuance of bonds. Revenues collected from toll facilities contribute to Virginia's safe and effective transportation system. Currently, there are nine toll facilities in Virginia: George P. Coleman Toll Facility, Jordan Bridge (Southern Branch of Elizabeth River), Dulles Toll Road, Dulles Greenway, Chesapeake Bay Bridge-Tunnel, Chesapeake Expressway, Downtown Expressway, Powhite Parkway, and Pocahontas Parkway. Only three of these facilities are owned and operated by VDOT: Powhite Parkway Extension Toll Road in Chesterfield County, Dulles Toll Road in Northern Virginia, and George P. Coleman Bridge in Gloucester County. The remaining five toll facilities are privately owned.

**Toll Facility Debt Service (60602)** - To provide for the debt service requirements of the debt-financed toll facilities. The bond indentures for the toll facilities require the Commonwealth Transportation Board (CTB) to set toll rates for all classes of vehicles which will provide sufficient net revenues to meet the facility's obligations. Toll roads are typically constructed with debt financing and the subsequent toll collection revenues are used for debt service payments. The three state-owned facilities collecting tolls to pay debt service are: Dulles Toll Road in Northern Virginia, the Powhite Parkway Extension in Richmond, and the George P. Coleman Bridge located between Gloucester and York counties.

**Toll Facility Maintenance and Operation (60603)** - To provide for the operational costs of the three toll facilities operated by VDOT: the George P. Coleman Bridge, Dulles Toll Road, and the Powhite Parkway Extension Toll Road. All operating costs associated with that facility are to be paid out of the revenues generated by that facility. Customer service and toll collection are toll facilities' main operations. Details by facility are provided in the appendix.

**Toll Facilities Revolving Fund (60604)** - To provide a method to finance and/or refinance existing and potential toll facilities. Interest earnings on the Construction Fund and Highway Maintenance and Operating Fund are deposited in this account. Funds allocated from the Toll Facilities Revolving Account intended for planned or operating toll facilities are considered advance funding in which the Toll Facilities Revolving Account must be reimbursed.

	<b>ALLOCATION</b>	<b>RECOMMENDED</b>	<b>INCREASE</b>
<b>TOLL FACILITIES (60600)</b>	<b>2006-07</b>	<b>2007-08</b>	<b>(DECREASE)</b>
Acquisition & Construction (60601)	\$39,927,000	\$43,700,146	\$3,773,146
Debt Service (60602)	21,384,000	19,944,169	(1,439,831)
Maintenance & Operations (60603)	27,525,000	29,335,952	1,810,952
Toll Facilities Revolving (60604)	45,976,937	22,055,000	(23,921,937)
<b>TOTAL TOLL FACILITIES</b>	<b>\$134,812,937</b>	<b>\$115,035,267</b>	<b>(\$19,777,670)</b>
DULLES	72,203,000	75,298,975	3,095,975
POWHITE	10,085,000	10,613,058	528,058
COLEMAN	6,548,000	7,068,234	520,234
TOLL FACILITIES REVOLVING	45,976,937	22,055,000	(23,921,937)

# Financial Assistance to Localities (607)

Financial Assistance to Localities consists of:

**Financial Assistance for City Road Maintenance (60701)** - To provide monetary support to localities for capital improvements and/or maintenance of roads and/or transportation facilities. Direct financial assistance is provided to 81 cities and towns to maintain, operate, and improve their arterial and collector roads and local streets. The level of assistance to the respective local governments for maintenance expenditures is based on the number of qualifying lane-miles in each locality and available funding.

**Financial Assistance for County Road Maintenance (60702)** - Provide monetary support in lieu of maintenance services to localities for road maintenance and upkeep where such localities have elected to maintain their own highway systems. Currently, Henrico and Arlington maintain their own roads.

**Financial Assistance for Planning, Access Roads, and Special Projects (60704)** - To manage and distribute funding for recreational and industrial access programs and the Metropolitan Planning federal grant program. The Recreational Access Program provides funding for roads and bikeways to new or expanding non-federal, non-commercial public parks and historic sites. Access roads for qualifying airports and industrial sites, and access tracks for qualified rail users are provided through VDOT's Industrial, Airport, and Rail Access Fund. The Metropolitan Planning Grants are federal funds available to support activities undertaken by Metropolitan Planning Organizations (MPOs) to develop long-range transportation plans and transportation improvement programs.

<b>FINANCIAL ASSISTANCE TO LOCALITIES (60700)</b>	<b>ALLOCATION 2006-07</b>	<b>RECOMMENDED 2007-08</b>	<b>INCREASE (DECREASE)</b>
Financial Assistance for City Road Maintenance (60701)	\$271,684,185	\$283,071,165	\$11,386,980
Financial Assistance for County Road Maintenance (60702)	40,883,000	42,620,528	1,737,528
Financial Assistance for Planning, Access Roads, & Special Projects (60704)	16,011,179	13,426,246	(2,584,933)
<b>TOTAL FINANCIAL ASSISTANCE TO LOCALITIES</b>	<b>\$328,578,364</b>	<b>\$339,117,939</b>	<b>\$10,539,575</b>
HMOF	312,567,185	325,691,693	13,124,508
CONSTRUCTION	8,134,575	7,758,472	(376,103)
FEDERAL	7,876,604	5,667,774	(2,208,830)



# Non-Toll Supported Transportation Debt Service (612)

Non-Toll Supported Transportation Debt Service consists of:

**Highway Transportation Improvement District Debt Service (61201)** - To provide for the debt service requirements of the bonds sold to finance transportation improvements in special tax districts. There is currently only one such district, the State Route 28 Highway Transportation Improvement District in Fairfax and Loudoun counties.

**Designated Highway Corridor Debt Service (61202)** - To provide for the debt service requirements of the bonds sold to finance transportation improvements in special designated highway corridors. The Commonwealth Transportation Board has issued transportation revenue bonds for the U.S. Route 58 Corridor Development Program, the City of Chesapeake Oak Grove Connector Project, and the Northern Virginia Transportation District (NVTD) Program.

**Federal Highway Revenue Anticipation Notes Debt Service (61203)** - To provide for the debt service requirements of the Federal Highway Reimbursement Anticipation Notes (FRANs) sold to finance transportation improvements in the Commonwealth. Also included is the projected debt service needs for the Commonwealth of Virginia Capital Projects Bonds authorized by HB 3202.

<b>NON-TOLL SUPPORTED TRANSPORTATION DEBT SERVICE (61200)</b>	<b>ALLOCATION 2006-07</b>	<b>RECOMMENDED 2007-08</b>	<b>INCREASE (DECREASE)</b>
Highway Transportation Improvement Debt Service (61201)	\$7,529,845	\$7,524,883	(\$4,962)
Designated Highway Corridor Debt Service (61202)	82,268,735	80,957,357	(1,311,378)
Federal Highway Reimbursement Anticipation Notes Debt Service (61203)	152,275,052	152,555,000	279,948
Bonds authorized by HB 3202		2,450,000	2,450,000

<b>TOTAL NON-TOLL SUPPORTED TRANSPORTATION DEBT SERVICE</b>	<b>\$242,073,631</b>	<b>\$243,487,240</b>	<b>\$1,413,609</b>
FRANS	152,275,052	155,005,000	2,729,948
NVTD	28,562,399	27,981,506	(580,893)
OAK GROVE	2,242,144	2,227,313	(14,831)
ROUTE 28	7,529,845	7,524,883	(4,962)
ROUTE 58	51,464,192	50,748,538	(715,654)

# Administrative & Support Services (699)

Administrative and Support Services is comprised of:

General Management and Direction (69901) - To provide for the general administrative management, direction and support activities of VDOT. This includes, but is not limited to, accounting services, human resources, succession planning, health and safety services, procurement, facilities management, management studies, policy analysis, process improvements, performance management, internal auditing, innovative financing, financial planning services and oversight of compensation programs for all VDOT employees. Also included in this service area is a \$21.7 million Business Plan reserve, provided from prior year balances.

Information Technology Services (69902) - To provide for administrative management, direction and infrastructure support for tasks including, but not limited to, automated data processing services for citizens and visitors to the Commonwealth, Virginia's legislative bodies, other state and local government agencies as well as its own Department of Transportation employees.

Facilities and Grounds Services (69915) - To provide physical plant maintenance needs to VDOT facilities. This maintenance work is considered ordinary or routine nature and includes the cost of labor, equipment and materials to make minor repairs to utilities such as plumbing, heating, and electrical; and the maintenance of driveways, parking lots, and yards. The service area also funds small renovation/alteration projects that cost no more than \$10,000.

Employee Training and Development (69924) - To provide Employee Training and Development services to VDOT. This includes traditional classroom training and related development activities and tuition reimbursement. Other activities included are Learning Management System (LMS) administration; self-directed learning; supervisory, management, and executive leadership programs; engineering development programs; and scholar and intern programs.

<b>ADMINISTRATIVE &amp; SUPPORT SERVICES (69900)</b>	<b>ALLOCATION 2006-07</b>	<b>RECOMMENDED 2007-08</b>	<b>INCREASE (DECREASE)</b>
General Management & Direction (69901)	\$161,130,367	\$170,767,442	\$9,637,075
Information Technology Services (69902)	66,276,835	65,682,993	(593,842)
Facilities and Grounds Services (69915)	11,555,230	11,369,507	(185,723)
Employee Training & Development (69924)	11,583,046	11,764,349	181,303
<b>TOTAL ADMINISTRATIVE &amp; SUPPORT SERVICES</b>	<b>\$250,545,478</b>	<b>\$259,584,291</b>	<b>\$9,038,813</b>
HMOF	248,244,988	251,419,464	3,174,476
CONSTRUCTION	669,120	702,577	33,457
FEDERAL	962,250	7,462,250	6,500,000

# VDOT Capital Outlay (998)

Capital Outlay funding is provided to support the agency's building and renovation needs as well as Maintenance Reserve needs. This funding may be used for acquisition of real property (including buildings or plant) or machinery or equipment, new construction, and improvements related to state-owned real property, buildings, plant, machinery or equipment (including plans therefore), as defined in the *Code of Virginia*. All capital outlay projects must be approved by the Governor and General Assembly via the Six-Year Capital Improvement Plan and the Biennial Budget. VDOT receives direction from the Department of Planning and Budget and the Department of General Services on the development and execution of the Capital Outlay Program.

<b>VDOT CAPITAL OUTLAY (99800)</b>	<b>ALLOCATION 2006-07</b>	<b>RECOMMENDED 2007-08</b>	<b>INCREASE (DECREASE)</b>
<b>TOTAL VDOT CAPITAL OUTLAY</b>	<b>\$9,000,000</b>	<b>\$10,169,812</b>	<b>\$1,169,812</b>
CONSTRUCTION	\$9,000,000	\$10,169,812	\$1,169,812

# Support to Other State Agencies

VDOT provides funding to other agencies to cover support activities and services related to the transportation programs.

<b>SUPPORT TO OTHER STATE AGENCIES</b>	<b>ALLOCATION 2006-07</b>	<b>RECOMMENDED 2007-08</b>	<b>INCREASE (DECREASE)</b>
Department of Education	\$226,983	\$226,983	\$0
Marine Resources Commission	288,158	288,158	0
Secretary of Transportation	685,500	844,892	159,392
Department of General Services	510,635	510,635	0
Department of Agriculture & Conservation Services	97,586	97,600	14
Department of Law	1,345,000	1,454,618	109,618
Department of State Police	7,500,000	7,875,000	375,000
Chesapeake Bay Initiatives	7,416,469	7,416,469	0
Department of Minority Business Enterprise	1,380,354	1,498,140	117,786
Telecommunication Contract Savings	993,600	993,600	0
Department of Historic Resources	100,000	100,000	0
Department of Rail and Public Transportation	5,155,408	5,548,738	393,330
Department of Emergency Management	961,654	961,654	0
Department of Motor Vehicles (fuel tax evasion)	1,500,000	1,500,000	0
Department of Motor Vehicles (truck weighing)	14,796,300	14,796,300	0
Indirect Costs	3,138,600	3,402,742	264,142
Department of Taxation	2,942,651	2,942,651	0
Department of Treasury	325,066	332,904	7,838
Virginia Liaison Office	128,661	128,661	0
<b>TOTAL SUPPORT TO OTHER STATE AGENCIES</b>	<b>\$49,492,625</b>	<b>\$50,919,745</b>	<b>\$1,427,120</b>
HMOF	45,078,847	46,189,687	1,110,840
CONSTRUCTION	4,332,578	4,637,616	305,038
DULLES	58,612	66,000	7,388
POWHITE	14,925	16,442	1,517
COLEMAN	7,663	10,000	2,337

Appendix  
Detailed Toll Facility  
Revenues and Allocations

# Appendix I - Dulles Toll Road (0806)

## **FY 2008 ESTIMATED REVENUE**

Toll Revenues (Official Revenue Estimate) (080602)	\$48,675,338
Revenue Impact Due To Toll Rate Increase (080602)	25,635,637
Interest Earnings (080602)	1,054,000
<b>TOTAL ESTIMATED REVENUE</b>	<b><u>75,364,975</u></b>

Transfer to Other State Agency - Indirect Cost (080602)	<u>(66,000)</u>
---	-----------------

<b>TOTAL AVAILABLE</b>	<b><u><u>\$75,298,975</u></u></b>
------------------------	-----------------------------------

## **FY 2008 EXPENDITURE BUDGET**

Revenue Fund	
Operation & Maintenance (080602) 1/	19,073,285
Reserve Maintenance Fund (080603)	2,500,000
Debt Service Fund (080604)	
Principal	6,856,186
Interest	<u>3,669,358</u>
Total Debt Service	10,525,544
Fairfax County Note Repayment (080601) 2/	<u>1,100,000</u>

<b>NET AVAILABLE FOR IMPROVEMENTS</b>	<b><u>42,100,146</u></b>
---------------------------------------	--------------------------

FY 08 Funds for Improvements	
85% For Transit Improvements (080606) 3/	9,279,033
For Dulles Metrorail Project (080606)	25,635,637
15% For Highway Improvements (080605) 4/	<u>7,185,476</u>
Total FY 08 Funds for Improvements	<u>42,100,146</u>

<b>TOTAL ESTIMATED EXPENDITURES</b>	<b><u><u>\$75,298,975</u></u></b>
-------------------------------------	-----------------------------------

**FOOTNOTES -**

- 1/ Included is the cost of roadway maintenance performed by the Virginia Dept. of Transportation.
- 2/ Amount provided as accrual to the repayment of the Fairfax County Note of \$4,325,000 due December 1, 2008.
- 3/ Of the amount allocated for transit improvements, included are the following:
  - Dulles Corridor Express Bus Service
  - Dulles Corridor - Implementation of Rail
- 4/ Of the amount allocated for highway improvements, included are the following:
  - Toll Booth Refurbishments
  - Update and Restore Security System
  - Modify/Install Smart Tag (Only) Lane - Eastbound DTR Ramp

# Appendix I - Dulles Toll Road (0806)

	<b>ALLOCATION 2006-07</b>	<b>RECOMMENDED 2007-08</b>	<b>INCREASE (DECREASE)</b>
PERSONAL SERVICES	\$4,218,393	\$3,619,639	(\$598,754)
CONTRACTUAL SERVICES	12,603,205	13,851,044	1,247,839
SUPPLIES AND MATERIALS	364,700	599,400	234,700
TRANSFER PAYMENTS	2,000	2,000	-
CONTINUOUS CHARGES	968,686	947,052	(21,634)
PROPERTY & IMPROVEMENTS	0	0	-
EQUIPMENT	140,300	54,150	(86,150)
OBLIGATIONS	8,000	0	(8,000)
<b><i>TOTAL - OPERATION AND MAINTENANCE</i></b>	<b><i>\$18,305,284</i></b>	<b><i>\$19,073,285</i></b>	<b><i>\$768,001</i></b>

# Appendix I - Powhite Parkway Extension (0807)

## FY 2008 ESTIMATED REVENUE

Toll Revenues (080702)	\$10,629,500
Other Financing Sources	
Amount transferred from TFRA (047600) 1/	994,051
Transfer to Other State Agency - Indirect Cost (080702)	<u>(16,442)</u>
<b>TOTAL AVAILABLE</b>	<b><u>\$11,607,109</u></b>

## FY 2008 EXPENDITURE BUDGET

Revenue Fund	
Operations & Maintenance (080702) 2/	5,363,609
Debt Service Fund (080705)	
Principal	5,130,000
Interest	<u>1,113,500</u>
Total Debt Service	<u>6,243,500</u>
<b>TOTAL ESTIMATED EXPENDITURES</b>	<b><u>\$11,607,109</u></b>

## FOOTNOTES -

- 1/ This allocation authorized by Section 33.1-23.03:4. of the Code of Virginia. Funding provided from the Toll Facilities Revolving Account.
- 2/ Expenses do not include ordinary roadway maintenance. This is budgeted and performed by the Virginia Department of Transportation in accordance with the Memorandum of Understanding.



# Appendix I - Powhite Parkway Extension (0807)

	<b>ALLOCATION 2006-07</b>	<b>RECOMMENDED 2007-08</b>	<b>INCREASE (DECREASE)</b>
PERSONAL SERVICES	\$1,961,802	\$1,965,964	\$4,162
CONTRACTUAL SERVICES	2,043,830	2,231,640	187,810
SUPPLIES AND MATERIALS	50,025	81,940	31,915
TRANSFER PAYMENTS	0	0	0
CONTINUOUS CHARGES	669,689	709,495	39,806
EQUIPMENT	134,700	199,570	64,870
PLANT AND IMPROVEMENTS	0	175,000	175,000
OBLIGATIONS	0	0	0
<b><i>TOTAL - OPERATIONS</i></b>	<b><u>\$4,860,046</u></b>	<b><u>\$5,363,609</u></b>	<b><u>\$503,563</u></b>

# Appendix I - Coleman Bridge (0782)

## FY 2008 ESTIMATED REVENUE

Toll Revenues (078202)	\$7,018,234
Interest Earnings (078202)	<u>60,000</u>
<b>TOTAL ESTIMATED REVENUES</b>	<b>7,078,234</b>

Transfer to Other State Agency - Indirect Cost (078202) (10,000)

**TOTAL AVAILABLE** **\$7,068,234**

## FY 2008 EXPENDITURE BUDGET

Revenue Fund (078202)  
Operations 2,546,254

Maintenance Replacement Fund (078203) 846,855

Debt Service Fund (078204)  
Principal 1,740,000  
Interest 1,435,125  
Total Debt Service 3,175,125

Toll Facilities Revolving Account Loan Repayment 500,000

**TOTAL ESTIMATED EXPENDITURES** **\$7,068,234**

# Appendix I - Coleman Bridge (0782)

	<b>ALLOCATION 2006-07</b>	<b>RECOMMENDED 2007-08</b>	<b>INCREASE (DECREASE)</b>
PERSONAL SERVICES	\$619,832	\$646,315	\$26,483
CONTRACTUAL SERVICES	1,637,800	1,613,770	(24,030)
SUPPLIES AND MATERIALS	41,900	124,900	83,000
TRANSFER PAYMENTS	600	600	0
CONTINUOUS CHARGES	67,171	79,169	11,998
PROPERTY & IMPROVEMENTS	500	0	(500)
EQUIPMENT	23,500	78,500	55,000
OBLIGATIONS	3,000	3,000	0
<b><i>TOTAL - OPERATIONS</i></b>	<b><i>\$2,394,303</i></b>	<b><i>\$2,546,254</i></b>	<b><i>\$151,951</i></b>

# Appendix I - Toll Facilities Revolving Account (0476)

## FY 08 ESTIMATED REVENUE

Interest Earnings (47600)	<b>\$22,055,000</b>
---------------------------	---------------------

## FY 08 EXPENDITURE BUDGET

Powhite Parkway Extension Toll Road	994,051
Chesapeake Bay-Bridge Tunnel	2,200,000
Department of Rail & Public Transportation - I95/I395 Corridor Transit Study	950,000
City of Virginia Beach - I-264 Toll Feasibility Study	275,038
Other Tolling Initiatives	2,000,000
PPTA Initiatives	15,635,912
I-95/I-395 Corridor Project	1,331,532
I-495 HOT Lanes	5,996,101
Midtown Tunnel and MLK	658,970
Route 460	1,918,106
Other PPTA Initiatives	5,731,203
<b>TOTAL EXPENDITURES</b>	<b>\$22,055,000</b>

